

# KALKA PUBLIC SCHOOL

## HOLIDAY HOME-WORK

Session: 2025-26

Class -PPI



WATER WATER EVERY WHERE  
TRY TO SAVE IT IF YOU CARE.

Name: \_\_\_\_\_

Class & Sec: \_\_\_\_\_





# Water & sanitation



## **GUIDELINES FOR HOLIDAY HOMEWORK**

- Holiday homework has to be done under the parental guidance.
- It must be done in a very neat and presentable manner.
- Revise the work done in the month of April and May for all subjects.
- Make your own time table to organize your daily routine like watching television, playing with friends, studying etc.
- Watch informative channels like Discovery kids, Animal Planet, YouTube Kids etc. to enhance your knowledge.
- Converse in English with your parent.
- **Holiday Homework should be submitted in a folder by 2nd July 2025** . It must be labelled properly with the name & class of the child.

Looking forward to see you soon...  
**HAPPY HOLIDAYS!**





# HELP ME BECOME INDEPENDENT

**LIFE SKILLS REFER TO THE SKILLS WHICH HELP THE CHILD TO BECOME CONFIDENT AND INDEPENDENT IN LIFE. ENCOURAGE YOUR WARD TO DO THE FOLLOWING ACTIVITIES :-**

## **I CAN DO IT**

- Button my shirt.
- Confidently open/close my school bag.
- Fill the water bottle.

## **I CAN DO IT**

- Open and close my tiffin box.
- Wear the shoes myself.
- Put clothes in a laundry basket.
- Keep dinner utensils in the sink.
- Water the plants.
- Follow the bed time routine



# WASHING HANDS

Do you know how to wash your hands the correct way?



Put soap into your hands. Add a little water to mix it up.



Rub your palms first, then the back of your hands, then in between your fingers.



Rinse your hands and make sure all the soap is washed away.




Dry your hands with a clean towel.

**Learning outcomes** - for handwashing should focus on understanding why it's important, when to do it, and how to do it properly


# COGNITIVE SKILLS

SPOT 3 DIFFERENCES AND CROSS IT IN PICTURE-B. COLOUR THE PICTURE-A

## PART- A



## PART- B



**Learning Outcome:**  
Improvement in observation,  
thinking and cognitive skills



# FATHER'S DAY ACTIVITY

15TH JUNE IS INTERNATIONAL FATHER'S DAY.  
CELEBRATE FATHER'S DAY WITH THIS  
STUNNING HANDMADE CARD. SHOW YOUR  
LOVE AND APPRECIATION FOR YOUR DAD BY  
PREPARING A CARD FOR YOUR FATHER AS  
SHOWN IN THE GIVEN PICTURE.



# YOGA DAY



**Lets, Celebrate Yoga Day which will uplift your mind, body, and soul....**

**Instructions:**

**On the account of Yoga Day.**

**Parents kindly, make a collage or a short video and share it with your class teacher on 21.06.2025 (Saturday).**





# SUMMER HOLIDAY ACTIVITY SHEET



PRE-PRIMARY CLASSES – MODEL SUBMISSION

**PPI ROSE**



**AQUARIUM  
MODEL**



**PPI TULIP**

**ALPHABET  
TRAIN**



**PPI SUNFLOWER**

**HELPERS  
CUT-OUTS**

**PPI JASMINE**



**FRUITS &  
VEGETABLES  
BIG CUT-OUTS**

D/P Prepare a model given according to the respective classes.  
NOTE- Involve your child while preparing.










# MATHS

# WORKSHEET

COUNT & WRITE THE NUMBER


	
	
	
	
	

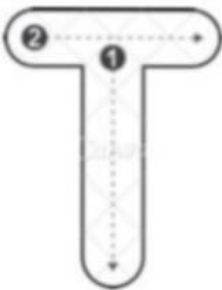



# ENGLISH WORKSHEET

## KALKA PUBLIC SCHOOL ENGLISH REVISION WORKSHEET



NAME: \_\_\_\_\_ CLASS: PP I SEC: \_\_\_\_\_ DATE: \_\_\_\_\_

Color it	Circle it																
	<table><tr><td>X</td><td>b</td><td>L</td><td>O</td></tr><tr><td>L</td><td>f</td><td>p</td><td>L</td></tr><tr><td>t</td><td>L</td><td>F</td><td>M</td></tr><tr><td>F</td><td>b</td><td>L</td><td>Y</td></tr></table>	X	b	L	O	L	f	p	L	t	L	F	M	F	b	L	Y
X	b	L	O														
L	f	p	L														
t	L	F	M														
F	b	L	Y														

Color it	Circle it																
	<table><tr><td>R</td><td>T</td><td>N</td><td>O</td></tr><tr><td>o</td><td>f</td><td>T</td><td>r</td></tr><tr><td>T</td><td>r</td><td>F</td><td>o</td></tr><tr><td>F</td><td>T</td><td>O</td><td>T</td></tr></table>	R	T	N	O	o	f	T	r	T	r	F	o	F	T	O	T
R	T	N	O														
o	f	T	r														
T	r	F	o														
F	T	O	T														

Color it	Circle it																
	<table><tr><td>Q</td><td>b</td><td>I</td><td>F</td></tr><tr><td>B</td><td>f</td><td>p</td><td>I</td></tr><tr><td>t</td><td>I</td><td>F</td><td>M</td></tr><tr><td>I</td><td>b</td><td>I</td><td>Y</td></tr></table>	Q	b	I	F	B	f	p	I	t	I	F	M	I	b	I	Y
Q	b	I	F														
B	f	p	I														
t	I	F	M														
I	b	I	Y														

Write it



# MY GREEN PLANET

**OBJECTIVE:** Introduce children to the beauty of nature through playful and hands-on activities.



## Colouring Fun

Color pictures of trees, flowers, and the Earth (teacher/parent to provide outlines or coloring book pages).



## Nature Walk

Go on a short walk with a parent and collect:

- 2 leaves
- 1 small stone
- 1 flower (fallen, not plucked)

Paste them in a scrapbook and make a name aloud with help.



## My Plant Friend

With the help of parents, plant a seed in a small pot (like a bean or coriander). Water it daily.

Paste one photo of the child watering the plant.



## Rhymes Time

Learn and recite a rhyme related to nature;

“Plant a Little Seed  
or “Green Grass Grows All  
Around”