



KALKA PUBLIC SCHOOL

ALAKNANDA



CLASS VIII (Session 2026-2027)

Summer Holiday Homework

“Let your curiosity guide your holidays”

Dear Students

As the summer holidays approach, I know many of you are looking forward to a well-deserved break. Summer is a time for relaxation, exploration, and making memories with family and friends. It's also a great opportunity to keep your minds active and engaged in fun and meaningful ways. To help you stay on track and continue learning during the break, your teachers have prepared some summer holiday homework for you. This isn't meant to be a burden, but rather a way to explore topics that interest you, sharpen your skills, and perhaps even discover something new about yourself. Here are a few key things to remember about your summer homework:

- **Balance Work and Play**
- **Explore Your Interests**
- **Connect with family and friends**
- **Be Creative**

Remember, the goal of summer homework is to keep you engaged and prepared for the upcoming school year. Have fun with it and enjoy your summer break. I look forward to hearing about your adventures and seeing the amazing work you create when we return to school.

Wishing you a fantastic summer filled with joy, learning, and new experiences!

Best Regards,

Dr. Anju Mehrotra (Director/ Principal)





INDEX

S. NO.	CONTENT
1	PART A- ART INTEGRATED
2	PART B- SUBJECT SPECIFIC THINKSHEET
3	MY FACEBOOK
4	KAUSHAL BODH PROJECT

GENERAL INSTRUCTIONS:

PART A: ART INTEGRATED PROJECT

- All subjects must be completed in a Scrap Book.
- Use a separate section/page for each subject and write the subject name clearly.
- Decorate your scrapbook creatively using colours, pictures, cuttings, and drawings related to Sikkim.
- Write all work in neat and legible handwriting.
- Each activity should have:
 - Proper heading
 - Relevant content
 - Labelled diagrams/drawings (if any)
- Try to include real-life connections with Sikkim's culture, traditions, food, festivals, etc.

PART B: PRACTICE THINKSHEETS (LINKS) FOR ALL SUBJECTS

- Open the given link carefully and read all questions properly.
- Solve all questions in your notebook (do not write answers directly from the link).
- Write the date and proper heading before starting.
- Mention the question number clearly for each answer.
- Maintain neat handwriting, proper margins, and spacing.
- Show complete steps/working wherever required.



- Attempt the worksheet independently without copying.
- Read each question carefully and think before answering.

MY FACEBOOK

- Prepare the holiday homework neatly on A4 size sheets.
- Use colourful and plain sheets to make your work attractive and creative.
- Maintain neat handwriting and proper presentation.
- Decorate the pages with colours, borders, drawings, stickers, or doodles wherever required.
- Arrange all the sheets properly in sequence.
- Compile the complete work and get it spiralled neatly before submission.

✦ Creativity, neatness, and originality will be appreciated.

SUBMISSION OF HOLIDAY HOMEWORK: 7th July 2026





PART A: ART INTEGRATED PROJECT

THEME: "SIKKIM- FLORA AND FAUNA



Creative Mission for Students:

Imagine you are a young explorer visiting Sikkim. Your scrapbook will be your Travel Diary where you capture food, dress, dance, and traditions through different subjects.

Roll No. 1-12: Geographical Location & Climate



➤ **English**

👉 **Write a Travelogue (300 words) describing a virtual journey from the lowlands of Rangpo to the frozen Gurudongmar Lake.**



➤ **Hindi**

👉 सिक्किम की भौगोलिक स्थिति पर एक अनुच्छेद लिखें (लगभग 100 शब्द) और वहाँ की प्रमुख चोटियों के नाम लिखें।

➤ **Mathematics**

👉 Research and find the average annual rainfall data of Sikkim for the years 2020 to 2026.

🌟 Create a colorful 3D Bar Graph representing this data clearly.

➤ **Science**

Create a "Vertical Climate Zone" diagram showing how temperature drops as altitude increases.

➤ **Social Science (Culture Connector)**

Activity: Travel Brochure

Design a brochure highlighting Sikkim's location, climate, famous hill stations, and tourist attractions.

Roll No. 13–24: "Natural Vegetation"





➤ **English**

Write a report on:

👉 Write a Personification Poem where a Rhododendron tree tells the story of its life in the Himalayas.

➤ **Hindi**

👉 "सिक्किम की वनस्पतियां" विषय पर एक विज्ञापन (Advertisement) तैयार करें जिसमें वहाँ की औषधीय जड़ी-बूटियों (Medicinal plants) का उल्लेख हो।

➤ **Mathematics**

👉 Identify 10 major types of flora/vegetation found in Sikkim and find or estimate their regional coverage/population scale (measured in lakhs).

📊 Represent this information creatively using a Pictograph with a suitable visual key.

➤ **Science**

👉 Create a Botanical Illustration (sketch) of the Noble Orchid (State Flower) and Rhododendron (State Tree). Label their parts.

➤ **Social Science**

👉 **Activity: Poster Making**

Create awareness posters on forest conservation in Sikkim.

Roll No. 25–36: "Wildlife of Sikkim"





➤ **English**

☞ Write an Interview with a Forest Ranger of Sikkim about the challenges of protecting wildlife in high altitudes.

➤ **Hindi**

☞ किसी एक विलुप्तप्राय (Endangered) जीव की आत्मकथा लिखें (150 शब्द)।

➤ **Mathematics (Rhythm and Counting)**

☞ Gather data on the population sizes of 10 native wildlife species of Sikkim. Calculate and convert the individual population numbers into percentages.

➤ **Science (Energy in Motion)**

☞ Research the Red Panda (State Animal). Draw its food chain and explain its unique adaptations to the cold.

➤ **Social Science**

☞ **Activity : Wildlife Scrapbook**

Prepare a scrapbook with pictures and facts about the Red Panda, Snow Leopard, Himalayan Black Bear, etc.

Roll No. 37-48: "Agriculture & Wildlife"



➤ **English (Culture Writer)**

Write:



👉 Design a Poster or Brochure for "Khangchendzonga National Park" (a UNESCO World Heritage site).

➤ **Hindi**

👉 सिक्किम के प्रमुख वन्यजीव अभयारण्यों की सूची बनाइए और "जैविक खेती" (Organic Farming) के लाभों पर एक नारा (Slogan) लिखें।

➤ **Mathematics**

👉 Sanctuaries: Collect economic data regarding Organic Farming in Sikkim. Perform a Comparative Analysis of the profit and loss margins from 2020 to 2026.

➤ **Science**

👉 : Explain the concept of Step Farming (Terrace Farming). Use a diagram to show how it prevents soil erosion.

➤ **Social Science**

👉 **Activity: Organic Farming Poster**

Design posters showing Sikkim as India's first fully organic state.

**PART B: "THINK SMART, SOLVE SMART – CLICK THE LINK
& BEGIN!"**

Link 

https://drive.google.com/drive/folders/1QXI0Kohrp_dxRO-GOabHxPCiwbKFJX2x



MY FACEBOOK

(A Journal of My Feelings, Emotions & Experiences)

This holiday, create your own _“My Facebook”_ journal to capture your thoughts, feelings, and fun moments.

What to do:


1. Write regularly – Daily or every alternate day, share what you did and how you felt.
2. Be honest – Describe your emotions: happy, sad, excited, nervous, proud, surprised, curious, or any other feeling.
3. Reflect on growth – Write about new skills you learned, activities you enjoyed, and moments that made you smile, laugh, or even cry.
4. Add pictures – Click and paste photos of your drawings, crafts, cooking, gardening, reading, or projects. Add a short caption for each.

Make it yours by using colors, stickers, doodles, and decorations. Keep it neat, creative, and expressive – just like your own Facebook profile, BUT, on paper...!

Your _My Facebook_ is a safe space to express yourself. Enjoy the process of creating memories.

Happy Journaling...!

Paste these pictures in your journal along with a short description.

 Make your “My Facebook” colourful, creative, neat, and expressive by adding colours, stickers, doodles, and decorations.

Enjoy expressing your thoughts, emotions, and memories creatively!




KAUSHAL BODH (CLASS VIII)

Theme: TOY TALES AND THREAD TRAILS

To understand the concept of simple machines and apply it creatively by making eco-friendly toys using waste materials.

Choose ANY ONE project from the two options below.

Project Option 1: “Smart Toys, Smart Planet”



Choose a Simple Machine

Select any one or two concepts:

- * Lever
- * Pulley
- * Wheel and Axle
- * Inclined Plane
- * Screw

Create a working toy using waste materials:

👉 Examples:

- * Pulley toy (bucket lift model)
- * Lever-based see-saw toy
- * Toy car using wheel & axle 🚗
- * Sliding toy using inclined plane

👉 Use sustainable materials:

- * Cardboard boxes 📦
- * Plastic bottles ♻️
- * Ice cream sticks
- * Old wires, threads, bottle caps

Sustainability Challenge

- * Using maximum waste material



* Strong and reusable

* Safe for use


“Made from Waste – Save Earth 🌍”

YouTube Help:

Search: https://youtu.be/BaWBxr_tdgU?si=fZHsMQNKU8efXc23

Project Option 2: “Creative Stitches – From Threads to Treasures”

To learn different types of stitches and apply them creatively by making useful household items.



Practice and label at least 5 types of stitches:

* Running Stitch

* Chain Stitch

* Back Stitch

* Blanket Stitch

* Cross Stitch

Create Useful Items (ANY TWO)

Make any 2 creative items using stitches:

1. 🪡 Table Mat
2. 🛋️ Cushion Cover
3. 🛏️ Pillow Cover
4. 🧤 Handkerchief

👉 Use:

* Old cloth / fabric ♻️

* Threads, lace, buttons

* Decorative pattern

Make your work UNIQUE:

* Use theme-based design (nature 🌿 / festival 🎉 / geometric ◆)

* Mix 2–3 types of stitches in one item



* Add borders, mirror work, or patchwork

YouTube Help: <https://youtu.be/go89e8xpVYs?si=KnW8LXzCKRyZWNE7>

