



KALKA PUBLIC SCHOOL ALAKNANDA



CLASS VI (Session 2026-2027)

Summer Holiday Homework – “Let your curiosity guide your holidays”

Dear Students

As the summer holidays approach, I know many of you are looking forward to a well-deserved break. Summer is a time for relaxation, exploration, and making memories with family and friends. It's also a great opportunity to keep your minds active and engaged in fun and meaningful ways.

To help you stay on track and continue learning during the break, your teachers have prepared some summer holiday homework for you. This isn't meant to be a burden, but rather a way to explore topics that interest you, sharpen your skills, and perhaps even discover something new about yourself. Here are a few key things to remember about your summer homework:

***Balance Work and Play *Explore Your Interests*:
Connect with family and friends, *Be Creative*:**

Remember, the goal of summer homework is to keep you engaged and prepared for the upcoming school year. Have fun with it and enjoy your summer break. I look forward to hearing about your adventures and seeing the amazing work you create when we return to school.

Wishing you a fantastic summer filled with joy, learning, and new experiences!

Best Regards,

Dr Anju Mehrotra (Director/ Principal)





GENERAL INSTRUCTIONS:

PART A: ART INTEGRATED PROJECT

- * Complete all subject activities in a scrapbook.
- * Use a separate section/page for each subject and write the subject name clearly.
- * Decorate the scrapbook creatively using colours, pictures, cuttings, and drawings related to Sikkim.
- * Ensure all work is written in neat and legible handwriting.
- * Each activity must include:
 - * Proper heading
 - * Relevant content
 - * Labelled diagrams/drawings (wherever required)
- * Try to connect the activities with Sikkim's culture, traditions, food, festivals, environment, and daily life wherever possible.

PART B: PRACTICE THINKSHEETS (Link)

- * Open the given link carefully and go through the thinksheets of all subjects.
- * Read all the questions thoroughly before starting the work.
- * Solve all the questions in your notebook and do not copy answers directly from the link.
- * Write the date and proper heading before beginning each subject.
- * Mention the question number clearly for every answer.
- * Maintain neat handwriting, proper margins, and spacing.
- * Show complete steps and working wherever required.
- * Attempt all worksheets independently and honestly.

PART C: MY FACEBOOK

- * Prepare "My Facebook" as a creative journal on A4-sized sheets.
- * Write regularly (daily or on alternate days) to share your experiences, activities, thoughts, and feelings during the holidays.
- * Express your emotions honestly and creatively through your writing.
- * Include details about new skills learnt, activities enjoyed, memorable moments, and personal experiences.
- * Paste relevant pictures, photographs, drawings, crafts, or activity images along with a short caption/description.
- * Decorate the pages using colours, stickers, doodles, borders, and creative designs to make the journal attractive.
- * Maintain neat handwriting, proper presentation, and originality throughout the work.
- * Arrange all pages properly in sequence and compile the com




PART D :Kaushal Bodh

SUBMISSION OF HOLIDAY HOMEWORK : 7th July 2026



PART A : ART INTEGRATED PROJECT


THEME: "SIKKIM- A Journey through Food, Art, Culture and Traditions



Creative Mission for Students:

Imagine that you are a young explorer visiting Sikkim. Your scrapbook will be your travel diary, where you will capture the food, dress, dance, and traditions of Sikkim through different subjects.

Roll No. 1-10: "TASTE OF SIKKIM" (FOOD EXPLORERS)



➤ English (Food Blogger)

Write a diary entry:

☞ “Today I tasted delicious food in Sikkim...”

➤ Hindi (भोजन यात्रा)

☞ सिक्किम के स्वादिष्ट व्यंजन

की सूची तैयार कीजिए ।

साथ ही विभिन्न त्योहारों में बनाई जाने वाली किसी एक प्रमुख

भोजन की थाली सचित्र तैयार कीजिए

➤ Mathematics (Food Data Chef)

☞ Create a Menu Card of Sikkim , show prices and make a bar graph of most popular dishes. Students must paste menu card and bar graph in scrap book present the project in a neat, creative, and visually attractive manner.

➤ Science (Healthy Eating Detective)



👉 Can the traditional foods of Sikkim be reimagined as a ‘Natural Pharmacy Plate’? Explore how each dish acts like a medicine by identifying its key nutrients and explaining how it heals, strengthens, or protects our body.

Students must paste relevant pictures of each dish and present the project in a neat, creative, and visually attractive manner.

➤ Social Science (Culture Connector)

How food reflects culture and climate of Sikkim

Roll No. 11–20: “STYLE OF SIKKIM” (वेशभूषा)



➤ English (Fashion Reporter)

Write a report on:



☞ “The Traditional Fashion of Sikkim”

➤ Hindi (वेशभूषा वर्णन)

लिखिए:

☞ “सिक्किम की पारंपरिक वेशभूषा”

➤ Mathematics (Pattern Creator)

☞ Design symmetrical patterns inspired by traditional dress and mark line of symmetry and repeating pattern units and present the work on A4 size sheet or scrap book.

➤ Science (Fabric Explorer)

☞ Study fabrics (wool, silk) & why they suit the climate.

➤ Social Science (Culture Study)

☞ How dress represents identity and tradition?

Roll No. 21–30: “RHYTHM OF SIKKIM” (DANCE STORYTELLERS)





➤ English (Dance Narrator)

Write a diary entry:

☞ “I watched a beautiful dance performance...”

➤ Hindi (नृत्य वर्णन)

लिखिए:

☞ “सिक्किम के लोक नृत्य”

➤ Mathematics (Rhythm and Counting)

☞ Create a sequence of dance steps like: Step A, Step B, Step C, Step A, Step B, Step C...

Identify the pattern rule .Write the next 6 steps in the sequence. Create your own pattern using letters or symbols.


➤ Science (Energy in Motion)

☞ Explain movement, muscles, and energy used in dance.

➤ Social Science (Cultural Meaning)

☞ Importance of dance in festivals and traditions

Roll No. 31–45: “SOUL OF SIKKIM” (TRADITION KEEPERS)



➤ English (Culture Writer)

Write:

☞ “Festivals and Traditions of Sikkim”

➤ Hindi (परंपराएँ)

लिखिए:

☞ “सिक्किम की संस्कृति और परंपराएँ”

➤ Mathematics (Shapes in Traditional Houses)

☞ Draw any Sikkim monastery / house / flag. Identify and name shapes used:

Roof → __

Door → __

Window → __



etc

Count and write total number of each shape.

➤ **Science (Life & Environment)**

👉 How environment shapes lifestyle and traditions?

➤ **Social Science (Festival Explorer)**

PART B: “Think Smart, Solve Smart – Click the link & Begin!”

https://drive.google.com/drive/folders/1HZzxDfUS3dQ_C9jTPhjF_D-Grw488nge

PART C MY FACEBOOK

(A Journal of My Feelings, Emotions & Experiences)

This holiday, create your own _“My Facebook”_ journal to capture your thoughts, feelings, and fun moments.

What to do:

1. Write regularly – Daily or every alternate day, share what you did and how you felt.
2. Be honest – Describe your emotions: happy, sad, excited, nervous, proud, surprised, curious, or any other feeling.



3. Reflect on growth – Write about new skills you learned, activities you enjoyed, and moments that made you smile, laugh, or even cry.

4. Add pictures – Click and paste photos of your drawings, crafts, cooking, gardening, reading, or projects. Add a short caption for each.

Make it yours by using colors, stickers, doodles, and decorations. Keep it neat, creative, and expressive – just like your own Facebook profile, BUT, on paper...!

Your My Facebook is a safe space to express yourself. Enjoy the process of creating memories.

Happy Journaling...!

Paste these pictures in your journal along with a short description.

Make your “My Facebook” colourful, creative, neat, and expressive by adding colours, stickers, doodles, and decorations.

Enjoy expressing your thoughts, emotions, and memories creatively!

PART D Kaushal Bodh

Theme: “Creative Hands, Caring Hearts”

To develop creativity, life skills, eco-awareness, and practical learning through hands-on activities.

Choose ANY ONE project from the two options below.

 **Project Option 1: Weaving a Basket (Eco-Friendly Craft)**



Create a small basket using waste or natural materials like newspaper, old magazines, jute, or dried grass.



Steps:

1. Roll newspapers into sticks or use natural fibers.
2. Create a base (circular/square).
3. Weave strips/sticks around the base.
4. Decorate using colours, beads, or fabric pieces.

Make your basket UNIQUE by adding:

- * Decorative handles
- * Lid or compartments
- * Painted designs or themes (nature, festival, etc.)
- * Multi-purpose use (pen stand, fruit basket, organizer)

YouTube Help:

Search: https://youtu.be/wWDzSA3X63M?si=fUVz_WIoGxo9P3Qk

<https://youtu.be/TTP1Vh1zVvM?si=PYt3kqvCJxYN58Md>

Project Option 2: “The Young Jewellery Designer Challenge”



Imagine you are a young fashion designer selected to create an exclusive eco-friendly jewellery collection for a grand fashion exhibition. Your challenge is to design unique jewellery pieces using sustainable and waste materials found around you.



Create your own Mini Jewellery Collection inspired by:

- * Nature 🌸
- * Tribal Art 🎨
- * Royal Heritage 👑
- * Festivals 🎉
- * Ocean World 🐚
- * Modern Fashion ✨

Students may creatively use:

- * Jute rope/thread
- * Wooden or plastic beads
- * Decorative stones
- * Shells
- * Mirrors



- * Buttons
- * Wool and fabric scraps
- * Old bangles
- * Newspaper rolls
- * Ice cream sticks
- * Lace and ribbons
- * Clay beads
- * Waste decorative material

Create any 4 jewellery articles such as:

- * Statement Necklace
- * Friendship Bracelet
- * Boho Earrings
- * Tribal Jewellery
- * Hairband/Tiara
- * Finger Rings
- * Anklets
- * Brooches
- * Festive Jewellery Set

YouTube Help:

Search: https://youtu.be/XPO97xPYS_s?si=b7LwmoN5MlsCfdyj

https://youtu.be/0Re_UVdiH5o?si=KSeGvaZhUBPRsYwy



**HAVE A NICE
SUMMER
VACATION!**